








	Model	Category	Features
	KIDS	Kids	<ul style="list-style-type: none"> -Lightweight and safe bike for children; -Available with 16 or 20 inch rim and optional training wheels; -Stable geometry for easy use.
	GRAVEL	Bike Gravel	<ul style="list-style-type: none"> -Sturdy frame to withstand different terrains; -Mixed tires, balancing grip and speed; -Ideal for dirt roads and long distances.
	GRAVEL +	Bike Gravel Performance	<ul style="list-style-type: none"> -Advanced version of Gravel, with premium components; -Lighter and more efficient transmission for better performance; -More speed and comfort for demanding pedaling; -Carbon frame.
	ROAD	Classic Road	<ul style="list-style-type: none"> -700 rim for greater efficiency and rolling on asphalt; -Light and rigid frame, focused on speed; -Indicated for cyclists who look for performance on the road.
	ROAD +	Advanced Road	<ul style="list-style-type: none"> -Top-of-the-line components, with optimized aerodynamics; -Construction designed for competitions and intensive training; -Better balance between speed and comfort; -Carbon frame.
	ROAD Di2	Road	<ul style="list-style-type: none"> -Equipped with Di2 electronic transmission, ensuring precise gear changes. -Minimal maintenance and automatic adjustments. -Focused on cyclists looking for maximum efficiency on the road.

	Model	Category	Features
	TRK	Trekking and ride	<ul style="list-style-type: none"> -Comfortable bike for long distances; -Hybrid tires for road and dirt; -Ideal for cycle touring or daily commuting.
	eTRK	Trekking Electric	<ul style="list-style-type: none"> -Electric model with assisted engine, autonomy up to 80 km; -Maintains the characteristics of the TRK, but with assistance for longer or more demanding journeys; -Comfortable and versatile.
	MTB	Mountain Bike	<ul style="list-style-type: none"> -Front suspension; -Wide wheels and high-relief tires for greater grip; -Ideal for trails and rough terrain.
	eMTB	MTB Electric	<ul style="list-style-type: none"> -Same concept as the MTB, but with a powerful electric motor; -Helps on climbs and difficult terrain without much effort; -Maximum performance for off-road.